

CHARACTER EDUCATION

DIGITAL CITIZENSHIP



DIGITAL CITIZENSHIP



TABLE OF CONTENTS

FORMS & SUPPLEMENTS

Parent Letter.....	3
Writing Prompts & Recommended Read Alouds.....	4
Morning Announcements.....	5
Reward Tags and Bookmarks.....	6-7
Pre and Post Survey.....	8-9
Certificate.....	10-11

ACTIVITIES

Ways to be a Digital Citizen.....	12-17
Students/Leaders/Careers/Digital Citizenship.....	18-21
Digital Citizen or not?	22-23
Cause and Effect.....	24-29
Road to Digital Citizenship.....	30-35
A Digital World	36-55
Self-reflection.....	56-62
Task Cards: Think and Discuss.....	63-73
Situation Cards: What would you do?	74-84

BULLETIN BOARD/DÉCOR ELEMENTS & GOOGLE LINK

Definition Posters.....	85-88
Quote Poster.....	89
Students/Careers/Leaders with Digital Citizenship Posters....	90-92
Digital Citizenship looks/feels/sounds like	93-95
Digital Citizenship Pledge.....	96-97
Bulletin Board Letters.....	98-103
Google Slides Link & Instructions.....	104

DIGITAL CITIZENSHIP

PARENT LETTER

Hello Parents,

We are learning all about being a good Digital Citizen. We defined Digital Citizenship as: being responsible and respectful when using technology.

Here are some ways you can teach Digital Citizenship to your child at home:



Review with your child the family rules about electronic devices and internet usage. Focus on the importance of only visiting websites that are approved by you, never giving personal information out, never talking to a stranger online, and that nothing shared between devices is truly temporary.



If you allow social media/app use: check who your child follows and look to see what's being posted. Use the app yourself and get a sense of what comes up in the feed, then try searching for the content you're concerned about and see how easy it is to find. Check the terms of use to see if the app allows for content restrictions.



Talk to your child about cyberbullying. Reinforce the "golden rule", we treat others the way we want to be treated both in real life and online. Express to them the importance of telling you if they see or experience cyberbullying.



Talk to your child about whether or not you allow posting photos/videos online. Discuss why they want to share photos or videos of themselves and what they should and shouldn't share. Talk about positive, constructive uses of photo and video sharing.

DIGITAL CITIZENSHIP

WRITING PROMPTS

1. What does it mean to be a good digital citizen? What makes you a good or bad digital citizen?
2. Describe something you did that was not being a good digital citizen. How did it make you feel? What did you learn from that?
3. What are some ways that technology is used for good? For bad?
4. What are some ways that social media is used for good? For bad?
5. Why is it important to be safe online? What are the consequences for not being safe?
6. Are there ever situations where it might be okay to be rude online? Explain.
7. What are some ways to prevent being misunderstood when communicating through an electronic device?

DIGITAL CITIZENSHIP

RECOMMENDED READ ALOUDS

- *The Technology Tail by Julia Cook
- *On the Internet by Jillian Roberts
- *Chicken Clicking by Jeanne Willis
- *But it's just a game by Julia Cook
- *Cell Phoney by Julia Cook
- *The Fabulous Friend Machine by Nick Bland
- *#Goldilocks by Jeanne Willis
- *eNinja by Mary Nhin
- *Nerdy Birdy Tweets by Aaron Reynolds
- *But I read it on the internet by Toni Buzzeo
- *Troll Stinks by Jeanne Willis
- *Bully by Patricia Polacco
- *Webster's email by Hannah Whaley
- *Unplugged by Steve Antony
- *Blackout by John Rocco

DIGITAL CITIZENSHIP

MORNING ANNOUNCEMENTS

Name: _____

Date: _____

***Week 1:** We are learning all about Digital Citizenship. We defined being a good digital citizen as being responsible and respectful when using technology. Some ways you can be a good digital citizen at school are keeping your passwords private, giving credit when using others ideas, respecting copyright, checking for information accuracy, and treating others with respect and kindness online.

***Week 2:** We are continuing to learn all about Digital Citizenship. Remember being a good digital citizen means being responsible and respectful when using technology. Some ways that you can be a good digital citizen at home are asking permission before texting or sharing photos/videos, reviewing privacy settings, telling an adult if a stranger contacts you, and knowing when to disconnect and spend time with others.

***Week 3:** We are continuing to learn all about Digital Citizenship. Remember being a good digital citizen means being responsible and respectful when using technology. Some ways that you can be a good digital citizen in your community is by respecting the privacy of yourself and others, reporting any cyberbullying, keeping your identity safe, and avoiding suspicious emails or unknown websites, apps, or ads.

***Week 4:** As we learn about Digital Citizenship, let's reflect on this quote by Dr. Daniel I. Frazier, "Technology opens the door to the world. It's up to us to walk through it in a meaningful and respectful way." This means that tech can create amazing things but it's up to us how we use it. What is one way you will be a digital citizen today?

***Week 5:** Digital Citizenship is an essential trait to have for many careers. Vloggers for example must show digital citizenship. A Vlogger is someone who creates and uploads a video blog on platforms such as YouTube. They must be good digital citizens by providing content within the rules of their hosted website, otherwise they will get kicked off the platform. Overnight success is not common in the vlogging world, most vloggers spend years working to build their content, audience, sponsors and ad deals. Think of a career you may be interested in and how you can show digital citizenship within that career.

***Week 6:** Digital Citizenship is also shown by many leaders throughout history and is an important feature of being a leader. One such leader is Elon Musk, the founder and CEO at SpaceX, Tesla, and Neuralink. Tesla builds all electric cars, helping to reduce the amount of CO2 in the atmosphere. He also created Starlink, a satellite internet that can help people all over the world access the internet. His newest company, Neuralink, seeks to use devices embedded in the human brain that could cure paralysis, deafness, blindness, and other disabilities. He shows us the importance of being a digital citizen leader, he said "*My motivation for all my companies has been to be involved in something that I thought would have a significant impact on the world.*" Think about how you can be a leader in your classroom by showing digital citizenship.

I AM A GOOD
DIGITAL CITIZEN



I AM A GOOD
DIGITAL CITIZEN



I AM A GOOD
DIGITAL CITIZEN



I AM A GOOD
DIGITAL CITIZEN



I AM A GOOD
DIGITAL CITIZEN



I AM A GOOD
DIGITAL CITIZEN



I AM A GOOD
DIGITAL CITIZEN



I AM A GOOD
DIGITAL CITIZEN



I AM A GOOD
DIGITAL CITIZEN



I AM A GOOD
DIGITAL CITIZEN



I AM A GOOD
DIGITAL CITIZEN



I AM A GOOD
DIGITAL CITIZEN



I AM A GOOD
DIGITAL CITIZEN



I AM A GOOD
DIGITAL CITIZEN



I AM A GOOD
DIGITAL CITIZEN



I CAN BE A

DIGITAL CITIZEN

BY

BEING

responsible

AND

respectful

WHEN USING

technology.



CHARACTER EDUCATION

I CAN BE A

DIGITAL CITIZEN

BY

BEING

responsible

AND

respectful

WHEN USING

technology.



CHARACTER EDUCATION

I CAN BE A

DIGITAL CITIZEN

BY

BEING

responsible

AND

respectful

WHEN USING

technology.



CHARACTER EDUCATION

I CAN BE A

DIGITAL CITIZEN

BY

BEING

responsible

AND

respectful

WHEN USING

technology.



CHARACTER EDUCATION

I CAN BE A

DIGITAL CITIZEN

BY

BEING

responsible

AND

respectful

WHEN USING

technology.



CHARACTER EDUCATION

DIGITAL CITIZENSHIP

PRE-SURVEY

Name: _____

Date: _____

I am learning to show good digital citizenship.



Always



Sometimes



Hardly



Never

I can define what being a good digital citizen means.				
I can identify ways to show digital citizenship.				
I can recognize good digital citizenship behavior.				
I show digital citizenship in the classroom.				
I show digital citizenship at home.				
Showing digital citizenship is important to me.				
I think about digital citizenship before I do something.				

DIGITAL CITIZENSHIP

POST-SURVEY

Name: _____

Date: _____

I am learning to show good digital citizenship.



Always



Sometimes



Hardly



Never

I can define what being a good digital citizen means.				
I can identify ways to show digital citizenship.				
I can recognize good digital citizenship behavior.				
I show digital citizenship in the classroom.				
I show digital citizenship at home.				
Showing digital citizenship is important to me.				
I think about digital citizenship before I do something.				

DIGITAL CITIZENSHIP GOOD CHARACTER AWARD

Presented to:

Teacher



Date

DIGITAL CITIZENSHIP GOOD CHARACTER AWARD

Presented to:



Teacher

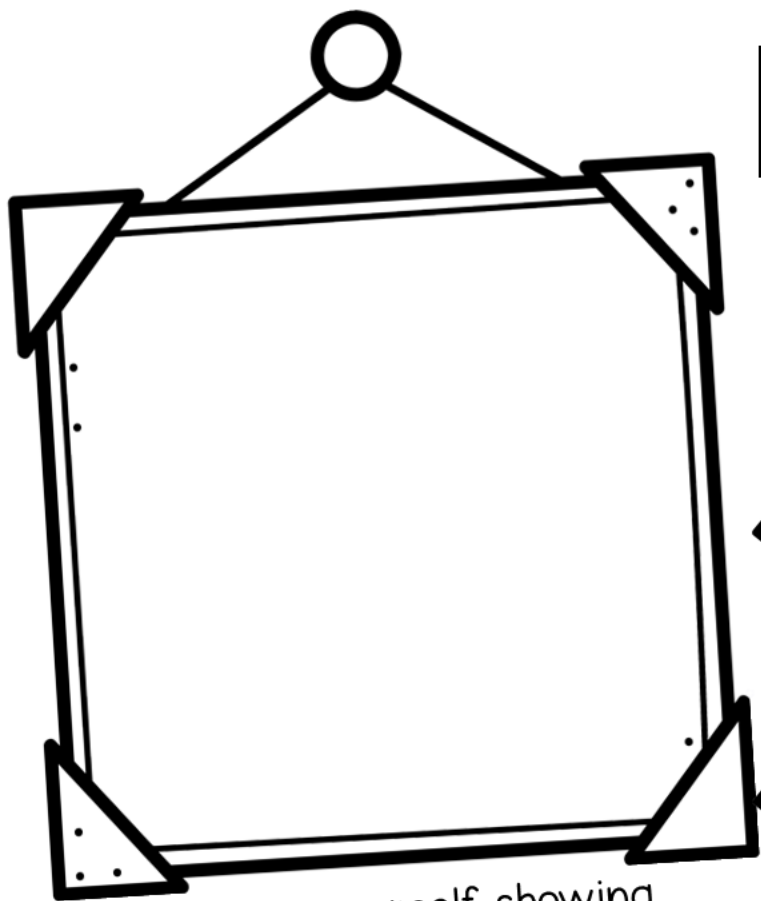
Date

DIGITAL CITIZENSHIP

WAYS TO BE A DIGITAL CITIZEN

Name: _____

Date: _____



Draw yourself showing digital citizenship.

I can be a good digital citizen by...



What does Digital Citizenship mean to me?



DIGITAL CITIZENSHIP

WAYS TO BE A DIGITAL CITIZEN

Name: _____

Date: _____



Ways I can show Digital Citizenship at School



Keep your
passwords private.



Don't spread gossip
or rumors.



Only access
educational sites on
school devices.



Be
responsible
with
technology
devices.



Think before you
click or press send.



Give credit when
using others ideas,
respect copyright.



Follow the rules of
online learning.



Treat others with
respect and
kindness online.



Check information
accuracy.

DIGITAL CITIZENSHIP

WAYS TO BE A DIGITAL CITIZEN

Name: _____

Date: _____



Ways I can show Digital Citizenship at Home.



Ask permission before you buy something on the internet.



Limit screen time to what your parents allow.



Tell a parent if you see something online that makes you uncomfortable.



Treat online learning as important as in person learning.



Only play games or watch movie/shows that your parents allow.



Only visit websites/apps that you have permission to use



Ask permission before texting/sharing pictures or videos.



Review privacy settings.



Know when to disconnect and spend time with others.

DIGITAL CITIZENSHIP

WAYS TO BE A DIGITAL CITIZEN

Name: _____

Date: _____



Ways I can show Digital Citizenship in my Community.



Keep your
identity safe.

Avoid suspicious
emails, unknown
websites,
apps,
and ads..



Tell an adult if a
stranger
contacts
you
online.



Respect
the
privacy
of
others.



Report any
Cyberbullying.



Apply real
world rules
to the
digital
world.



Use digital
etiquette or
"Netiquette".



Understand the
difference between
virtual reality and
reality.



Be respectful
when
commenting
on social
media.





CUT AND  PASTE ONTO NEXT PAGE

Only access
educational sites on
school devices.

Ask permission before
you buy something on the
internet.

Give credit when
using others ideas,
respect copyright.

Avoid suspicious emails, unknown
websites, apps, and ads..

Treat online learning as
important as in person
learning.

Check information
accuracy.

Be responsible with
technology devices.

Keep your
identity safe.

Report any
Cyberbullying.

Tell a parent if you see
something online that makes
you uncomfortable.

Tell an adult if a stranger
contacts you online.

Keep your
passwords private.

Use digital etiquette or
"Netiquette".

Respect the
privacy of others.

Only play games or watch
movie/shows that your parents
allow.

Limit screen time to what
your parents allow.

Know when to
disconnect and spend
time with others.

Treat others with respect
and kindness online.

DIGITAL CITIZENSHIP

WAYS TO BE A DIGITAL CITIZEN SORT

Name: _____

Date: _____

Ways I can show Digital
Citizenship in my School

Ways I can show Digital
Citizenship in my Home

Ways I can show Digital
Citizenship in my Community

DIGITAL CITIZENSHIP

STUDENTS WITH CHARACTER

Name: _____

Date: _____

Digital Citizenship Students

ONLINE LEARNING



Mateo is in his online music class and is participating and listening attentively. He is paying close attention so that he does not miss any information. He treats his online class just as important as his in-person class by dressing appropriately and being on time. He also makes sure his environment is free from distractions and tests his tech before the class starts. He remembers to mute his microphone when it is not his turn to speak. When he speaks or types, he checks his grammar and is respectful.

How did this student show digital citizenship?



DIGITAL CITIZENSHIP

LEADERS WITH CHARACTER

Name: _____

Date: _____

Digital Citizenship Leaders

ELON MUSK



Elon Musk is the founder, CEO, and Chief Engineer at SpaceX, Tesla, Neuralink, OpenAI, and creator of Paypal. Tesla builds all electric cars, helping to reduce the amount of CO2 in the atmosphere. Musk also co-founded SolarCity, the second largest provider of solar power systems. SpaceX seeks to provide travel to the moon and Mars. He also created Starlink, a satellite internet that can help people all over the world access the internet. His newest company, Neuralink, seeks to use devices that embed in the human brain and could soon cure paralysis, deafness, blindness, and other disabilities. He shows us the importance of being a digital citizen leader, he said *"My motivation for all my companies has been to be involved in something that I thought would have a significant impact on the world."*

How does Elon Musk show digital citizenship?



DIGITAL CITIZENSHIP

CAREERS WITH CHARACTER

Name: _____

Date: _____

Digital Citizenship Careers

VLOGGER



A Vlogger is someone who creates and uploads a video blog on platforms such as YouTube. Instead of writing about their life (blogging), they film it. The Vlogs are usually focused on one specialty such as Travel, Tech, Educational, Motivational, Fitness, Culinary, Make-up, Reviews, and more. Vloggers need cameras, microphones, lighting, and editing software to work. They must be good digital citizens by providing content within the rules of their hosted website, otherwise, they will get kicked off the platform. Overnight success is not common in the vlogging world, most vloggers have spent years working hard to build their content, audience, sponsors and advertising deals.

How do Vloggers show digital citizenship?



Digital Citizenship

CYBERBULLYING



Millie has been cyberbullied by a classmate for a few weeks now. She has been getting mean comments on her pictures and posts. She also saw a post from the classmate spreading gossip and rumors about her and telling others not to friend her. Millie tells her friend Beatrice about what is happening. Beatrice tells her mom and teacher right away. She also comments positive things to counter the negative things on Millie's social media. She confronts the classmate and tells her to stop bullying her friend.

How did she show digital citizenship?





Giving credit when using others ideas, respecting copyright.



Giving out your password.

Telling an adult if a stranger contacts you online.



Reporting Cyber-bullying to an adult.



Opening a suspicious email from someone you don't know.



Making an in-app purchase without permission.



Telling a parent if you see something online that makes you uncomfortable.



Sharing your full name, address, and phone number online.



Leaving a mean comment on someone's social media.



Knowing when to disconnect and spend time with others.



Treating online learning as important as in person learning.

Sending someone an inappropriate picture.



DIGITAL CITIZENSHIP

DIGITAL CITIZENSHIP OR NOT? SORT

Name: _____

Date: _____



THIS IS BEING A GOOD DIGITAL CITIZEN



THIS IS NOT BEING A GOOD DIGITAL CITIZEN

DIGITAL CITIZENSHIP

CAUSE & EFFECT

Name: _____

Date: _____

CAUSE

Read the situations and determine what effect that decision will have.

EFFECT

Your crush asks you to send them an inappropriate photo. You text it to them.

You see someone getting cyberbullied but you don't do anything about it.

You are getting cyberbullied and you don't tell anyone about it.

DIGITAL CITIZENSHIP

CAUSE & EFFECT

Name: _____

Date: _____

CAUSE

Read the situations and determine what effect that decision will have.

EFFECT

You have been playing video games for 8 hours straight.

You want to visit a website but aren't sure if it's safe, so you ask your parents first.

You get an email from someone you don't know and open it.

DIGITAL CITIZENSHIP

CAUSE & EFFECT

Name: _____

Date: _____

CAUSE

Read the situations and determine what effect that decision will have.

EFFECT

You click on an ad that says you are a winner of a lot of money.

You share your password with a classmate at school.

A website asks for your personal information and you put in your full name and address.

DIGITAL CITIZENSHIP

CAUSE & EFFECT

Name: _____

Date: _____

CAUSE

Read the situations and determine what effect that decision will have.

EFFECT

You post a photo of your friend without her permission.

You copy a paper you found online and submit it as your own.

You spread a rumor online about a classmate.

DIGITAL CITIZENSHIP

CAUSE & EFFECT

Name: _____

Date: _____

CAUSE

Read the situations and determine what effect that decision will have.

EFFECT

You treat your online class just as seriously and important as your in-person class.

You know the music you are using in your YouTube video is copyrighted, but you use it anyways.

You don't treat your classroom tablet with care, and the screen cracks.

DIGITAL CITIZENSHIP

CAUSE & EFFECT

Name: _____

Date: _____

CAUSE

Read the situations and determine what effect that decision will have.

EFFECT

You post a video of yourself online doing something illegal.

You read something on social media and assume it is correct.

You respond to your teacher's email and you write it in ALL CAPS.

DIGITAL CITIZENSHIP

ROAD TO DIGITAL CITIZENSHIP

Name: _____

Date: _____

ROAD TO DIGITAL CITIZENSHIP: COLOR THE CAR OF YOUR ANSWER.

The app you are playing offers to advance you quickly if you pay a little money.



Pay to advance in the app and tell your parent later.



Ask your parent if you can make the purchase.



Pay to advance in the app and hope your parent does not find out.

You see mean comments on your friend's recent social media post.



Tell your parent.



Ignore it.



Tell your friend.

Your friend offers to lend you a new video game you want to play, but your parent's don't allow you to play that game.



Play it anyways.



Play it for a short time before your parents get home.



Tell the friend thanks but you can't play that game.

DIGITAL CITIZENSHIP

ROAD TO DIGITAL CITIZENSHIP

Name: _____

Date: _____

ROAD TO DIGITAL CITIZENSHIP: COLOR THE CAR OF YOUR ANSWER.

You have been playing an online game and chatting with another gamer, they ask you to meet up.



Ask them when they want to meet up.



Change the subject.



Tell your parent right away.

Someone puts a mean comment on the picture you just posted on social media.



Tell your parent.



Ignore it.



Call them mean names back.

You are only allowed to have 2 hours of screen time, and you are already past two hours.



Keep going till you get caught.



Stop and try to sneak it in later.



Stop and do something else.

DIGITAL CITIZENSHIP

ROAD TO DIGITAL CITIZENSHIP

Name: _____

Date: _____

ROAD TO DIGITAL CITIZENSHIP: COLOR THE CAR OF YOUR ANSWER.

Everyone on social media is doing this "challenge" but it seems kind of dangerous.



Do it anyways.



Don't do the challenge.



Convince your friend to do it and see how it goes.

The new app you downloaded says that it won't work without enabling location sharing.



Delete the app.



Play it anyways.



Only play it when you are home.

You take a selfie with your friend and want to post it to social media, but your friend is not allowed to post photos online.



Post it and don't tag her.



Don't post it.



Post it and hope she doesn't get mad.

DIGITAL CITIZENSHIP

ROAD TO DIGITAL CITIZENSHIP

Name: _____

Date: _____

ROAD TO DIGITAL CITIZENSHIP: COLOR THE CAR OF YOUR ANSWER.

You have been chatting with someone you met online for a long time. You feel like you know them.



Meet up with them in person.



Assume that they might not be who they say they are.



Video chat with them.

Your friend forgot her password to access the online learning website at school. She asks to use yours.



Tell her you can't share your password.



Give her your password and tell her not to tell anyone.



Give her your password and change it later.

You see something online posted by a friend that you do not agree with.



Comment that they are wrong.



Comment that they are stupid.



Privately message them or keep your opinion to yourself.

DIGITAL CITIZENSHIP

ROAD TO DIGITAL CITIZENSHIP

Name: _____

Date: _____

ROAD TO DIGITAL CITIZENSHIP: COLOR THE CAR OF YOUR ANSWER.

You are playing an online game and a stranger sends you a private message.



Tell your parent right away.



See what they want.



Message them that you can't talk to strangers.

You are on a website and see an advertisement for another website that looks fun.



Check the other website out.



Ask your parent if you can click on that ad.



Google the website to see if it is safe.

You get an email from someone you do not know with a download file attached.



Download the file to see what it is.



Write back and ask what the file is.



Show your parent.

DIGITAL CITIZENSHIP

ROAD TO DIGITAL CITIZENSHIP

Name: _____

Date: _____

ROAD TO DIGITAL CITIZENSHIP: COLOR THE CAR OF YOUR ANSWER.

You use information you found online for a research paper.



Do nothing.



Cite (give credit) to the website you got the information from.



Pretend that you came up with that information on your own.

You click on an article you saw on social media and you are not sure if it's true or not.



Assume it's probably true.



Ask a friend if it's true.



Check the information on a reputable website or book.

There is a mass text going around to everyone of an inappropriate photo of a classmate.



Tell a teacher or parent right away.



Send the photo to your friends too.



Ignore it.

DIGITAL CITIZENSHIP

A DIGITAL WORLD

Name: _____

Date: _____

Your digital footprint consists of personal data traces that you leave behind every time you interact on the internet.

Pick ONE word to represent how you want to leave your footprint in each of these areas and write that word on the footprint:

My Digital Footprint

Pictures of me.

Videos of me.

Personal Details about me.

How I come across.

How I treat others.

How I make others feel.

Most visited website.


Comments posted.

The type of friend I am.

The type of family member I am.

The type of student I am.

How I speak about myself.



DIGITAL CITIZENSHIP

Digital Integrity

Respect copyright, cite sources, check for information accuracy.

Digital Literacy

Avoid unknown websites, links, and downloads

Digital Etiquette

Be kind and respectful, avoid strong or offensive language.

Digital Responsibility

Report Cyberbullying, tell an adult if a stronger contacts you online.

Digital Privacy

Review privacy settings, keep passwords private.

Digital Identity

Do not share information about yourself or others.

Digital Shopping



Ask before you make a purchase.

Digital Health

Manage your screen time.

Digital Safety

View appropriate educational websites and apps.



Digital Citizenship Areas

Digital Integrity



- Examine the source to determine credibility.
- Give credit, cite sources.
- Respect Copyright.

Digital Etiquette



- Be kind and respectful.
- Treat others how you want to be treated.
- If you wouldn't do it in real life, don't do it online.

Digital Health



- Know when to disconnect tech and connect with people in-person.

Digital Responsibility



- Report Cyberbullying.
- Tell an adult if a stranger contacts you.
- Report inappropriate content.

Digital Privacy



- Keep passwords private.
- Review privacy settings.

Digital Shopping



- Do not buy anything without permission.
- Do not click on Ads.
- Get permission for in-app purchases.

Digital Literacy



- Avoid unknown websites, downloads, links, online ads, emails, texts, or messages.

Digital Identity



- Do not share personal information of yourself or others.
- Think about your digital footprint.

Digital Safety



- I view appropriate websites/games/apps that I have permission to view.
- I never meet up with a person I met online.

Digital Citizenship Areas

We all have areas that we are strong digital citizens and areas that we need to work on. Let's be honest with ourselves and self-evaluate our progress by putting a checkmark on one box in each area. This will help us to know what we should focus on to be better digital citizens.

Digital Integrity



- Examine the source to determine credibility.
- Give credit, cite sources.
- Respect Copyright.

- ☐ I am good in this area.
- ☐ I sometimes make mistakes in this area.
- ☐ I need to work on improving this area.

Digital Etiquette



- Be kind and respectful.
- Treat others how you want to be treated.
- If you wouldn't do it in real life, don't do it online.

- ☐ I am good in this area.
- ☐ I sometimes make mistakes in this area.
- ☐ I need to work on improving this area.

Digital Health



- Know when to disconnect tech and connect with people in-person.

- ☐ I am good in this area.
- ☐ I sometimes make mistakes in this area.
- ☐ I need to work on improving this area.

Digital Shopping



- Do not buy anything without permission.
- Do not click on Ads.
- Get permission for in-app purchases.

- ☐ I am good in this area.
- ☐ I sometimes make mistakes in this area.
- ☐ I need to work on improving this area.

Digital Safety



- I view appropriate websites/games/apps that I have permission to view.
- I never meet up with a person I met online.

- ☐ I am good in this area.
- ☐ I sometimes make mistakes in this area.
- ☐ I need to work on improving this area.

Digital Identity



- Do not share personal information of yourself or others.
- Think about your digital footprint.

- ☐ I am good in this area.
- ☐ I sometimes make mistakes in this area.
- ☐ I need to work on improving this area.

Digital Responsibility



- Report Cyberbullying.
- Tell an adult if a stranger contacts you.
- Report inappropriate content.

- ☐ I am good in this area.
- ☐ I sometimes make mistakes in this area.
- ☐ I need to work on improving this area.

Digital Literacy



- Avoid unknown websites, downloads, links, online ads, emails, texts, or messages.

- ☐ I am good in this area.
- ☐ I sometimes make mistakes in this area.
- ☐ I need to work on improving this area.

Digital Privacy



- Keep passwords private.
- Review privacy settings.

- ☐ I am good in this area.
- ☐ I sometimes make mistakes in this area.
- ☐ I need to work on improving this area.

After completing the self-evaluation, I determined this about my Digital Citizenship:

The area I think I need to work on improving:

The area I am my best Digital Citizen self:

DIGITAL CITIZENSHIP

A DIGITAL WORLD

Name: _____

Date: _____

The internet is a helpful tool when we use it properly and safely. Trust your gut instinct if something makes you feel uncomfortable, it is probably not safe. You have the power to end conversations and log off the Internet at any time. Let's practice determining what is safe and unsafe online. Place a checkmark on your answer.



Meeting up with someone you met online.		
Researching a topic for a school project.		
Playing an online game with someone you know.		
Giving an online website your full name and address.		
Talking to someone in an online chat that you don't know in real life.		
Texting someone an inappropriate picture.		
Pretending to be someone else online.		
Asking permission before you click on an unknown link or website.		
Tell a parent that you saw something uncomfortable online.		
Reporting Cyberbullying to an adult.		
Downloading something from an email you got.		
Downloading an app that you saw advertised.		
Leaving mean comments on someone's post.		

DIGITAL — ETIQUETTE

Internet etiquette (or Netiquette) is a code of good behavior on the Internet. Put a ✓ on the good digital etiquette and an X on the bad digital etiquette.

_____ Posting something offensive online (flaming).

_____ Telling a friend they look nice in the photo they posted.

_____ Congratulating someone who beat you in an online game.

_____ Checking your grammar before you send an email to your teacher.

_____ Starting an argument with someone online.

_____ Sending an email in ALL CAPS to your friend.

_____ Asking your friend permission before positing a picture of them to your social media.

_____ Checking your phone in the middle of someone speaking to you.

_____ Using sarcasm in a text message with someone you just met.

_____ Forgetting to silence your phone at the movie theater.

DIGITAL — ETIQUETTE

Internet etiquette (or Netiquette) is a code of good behavior on the Internet. Here are a few guidelines to Digital and Phone Etiquette:

Avoid posting offensive things online (flaming).

Be respectful: If you wouldn't say it to their face, then don't say it online either.

Be a good sport when playing online games.

Grammar and spelling matter. Be aware of strong language, ALL CAPS, and exclamation points!!! Read it out loud before you send it.

Don't be a troll (intentionally causing conflict or hostility)

Careful with humor or sarcasm. Sarcasm does not translate well digitally and can lead to misunderstandings

Do not post information, photos, or videos about another person without their permission.

Put your phone down when someone is speaking to you. Silence your device at school, social functions, movie theaters, etc.



DIGITAL CITIZENSHIP

A DIGITAL WORLD

Name: _____

Date: _____

Social Media Facts: True or False

Put a checkmark on the true facts and an X on the false statements about social media.

There are apps that you can safely post a picture because it gets deleted in 24 hours.

Articles found on social media are always fact checked and accurate.

Most states have laws against Cyberbullying.

Cyberstalking is not against the law.

Many people, like celebrities, on social media do not display a realistic view of their lives, they only post the best parts of their lives.

Posting an inappropriate photo can cause problems years later, such as when a job or college does a background check.

Many apps automatically reveal the poster's location when they're used. This can tell anyone exactly where to find you.

There are grown adults that pretend to be younger kids online.

There are photo editing apps that can alter how a person looks, often making them look better than in real life.



Social Media Facts: True or False

There are apps that you can safely post a picture because it gets deleted in 24 hours.

False, things put on the internet are there forever.

Articles found on social media are always fact checked and accurate.

False, not everything is fact checked.

Most states have laws against Cyberbullying.

True, currently 44 states have laws against Cyberbullying.

Cyberstalking is not against the law.

False, it is illegal and you can also be sued.

Many people, like celebrities, on social media do not display a realistic view of their lives, they only post the best parts of their lives.

Posting an inappropriate photo can cause problems years later, such as when a job or college does a background check.

True, social media is often a highlight reel or what people want you to see.

Many apps automatically reveal the poster's location when they're used. This can tell anyone exactly where to find you.

There are grown adults that pretend to be younger kids online.

True, it is very common for job and college recruiters to check social media profiles.

There are photo editing apps that can alter how a person looks, often making them look better than in real life.

True, you have to change this in the privacy settings of the app.

True, unless you know them offline, you do not truly know who they are.

True, you can alter body size, add makeup, remove flaws, and more.




Name: _____

Date: _____

Social Media Kindness

Social media can be a great way to make connections with friends, keep in touch, and build relationships. Think of ways that you can use social media to spread kindness. In each of the circles, write one idea of how to spread kindness.



DIGITAL CITIZENSHIP

A DIGITAL WORLD

Name: _____

Date: _____

The Digital Me I want to be

How do you want to be viewed online? Create a social media profile of how you want to be seen online.

HOME

PROFILE

FRIENDS

MESSAGES



PROFILE PICTURE

NAME

WHAT I LIKE:

TYPE OF FRIEND THAT I AM:

HOW I SPEAK TO OTHERS:

HOW I MAKE OTHERS FEEL:

HOW I SPEAK ABOUT MYSELF:

THINGS I WANT THE WORLD TO KNOW:

THINGS MY FUTURE SELF WOULD NOT WANT THE INTERNET TO HAVE:

DIGITAL CITIZENSHIP

A DIGITAL WORLD

Name: _____

Date: _____

The Digital Me I want to be

How do you want to be viewed online? Create a social media profile of how you want to be seen online.

HOME

PROFILE

FRIENDS

MESSAGES



PROFILE PICTURE

NAME

WHAT I LIKE:

TYPE OF FRIEND THAT I AM:

HOW I SPEAK TO OTHERS:

HOW I MAKE OTHERS FEEL:

HOW I SPEAK ABOUT MYSELF:

THINGS I WANT THE WORLD TO KNOW:

THINGS MY FUTURE SELF WOULD NOT WANT THE INTERNET TO HAVE:

Recognizing Clickbait & Addictive Features

Clickbait refers to a headline that's written to gain someone's interest and get them to click, it is often misleading or exaggerated. It relies on leaving out key information to get people to their website.

There are **addictive** parts of gaming and social media because they can trigger the release of dopamine (pleasure hormone). Games do this by rewarding you and making it competitive. Social media rewards you with social acceptance and popularity. Determine which of the examples below are clickbait or addictive features by putting a checkmark on your answer.



CLICKBAIT ADDICTIVE

A website headline that reads "You'll Never Believe This _____"		
A gaming app that is free but you can spend money to get advantages in the game.		
An advertisement in a gaming app that says "Just for you, \$10 of gems is 50% off today only."		
An article titled "How to Achieve Results Using This One Trick".		
Getting "likes" on a social media picture.		
Getting push notifications from an app.		
An article titled "They Didn't Know _____. Then This Happened ..."		
Making a lot of "friends" on social media.		
Getting a "streak" for playing for a certain amount of days in a row.		
Receiving rewards in a game for completing tasks.		
A headline reads "You Won't Believe THIS Hack!".		
A game showing the highest scores from players.		

DIGITAL CITIZENSHIP

A DIGITAL WORLD

Name: _____


Date: _____

Screen Time

Too much screen time can affect us in many ways. It can make it hard to sleep, increase weight gain, cause focusing problems, and behavioral problems.

The average kid spends 3-5 hours a day on a screen. The recommended time is 2 hours or less.

Let's think about what we can get done in the time we spend behind a screen. Write your ideas on the post-its.



DIGITAL CITIZENSHIP


A DIGITAL WORLD

Name: _____


Date: _____

Digital Citizenship Errors


Help spot the errors made. Put an X on the errors.




Clicking on a link that says you can win money.



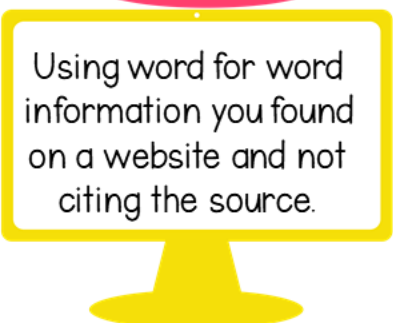
You submit your drawings of Disney characters to be sold online.



You see your friend being cyberbullied on social media but you ignore it.



Reading something online and checking reputable websites to see if it's true.



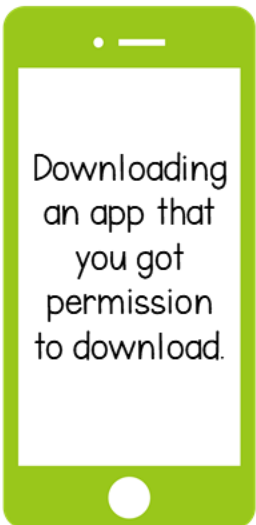
Using word for word information you found on a website and not citing the source.



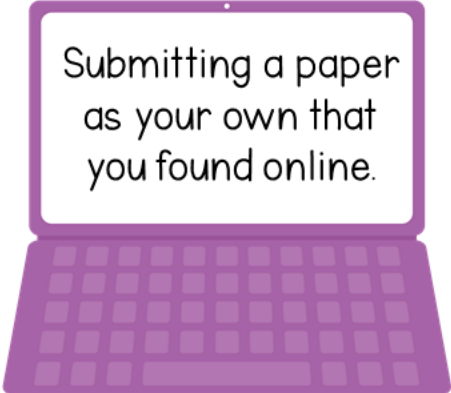
Making an in-app purchase without permission.



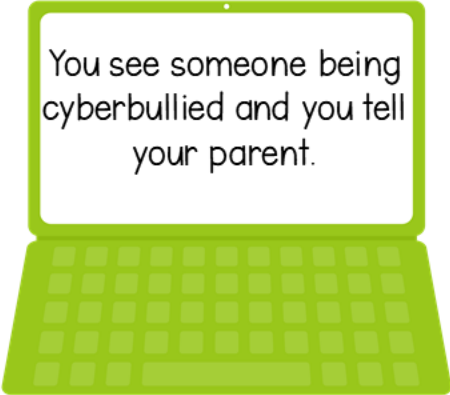
Posting an inappropriate photo on social media.



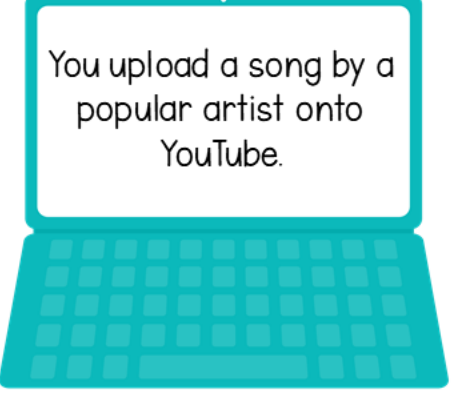
Downloading an app that you got permission to download.



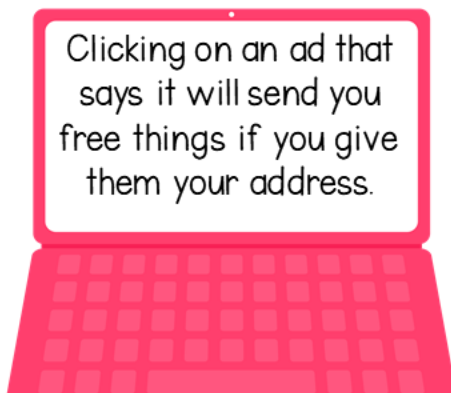
Submitting a paper as your own that you found online.



You see someone being cyberbullied and you tell your parent.



You upload a song by a popular artist onto YouTube.



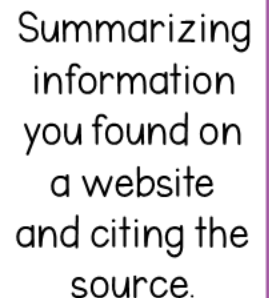
Clicking on an ad that says it will send you free things if you give them your address.



Reading something on a random website and assuming it's true.



Asking your parent before you click on an email from someone you don't know.



Summarizing information you found on a website and citing the source.

DIGITAL CITIZENSHIP

A DIGITAL WORLD

Name: _____

Date: _____

Cyberbullying

Don't be mean behind the screen. Stick up for others when you see mean behavior online and report all cyberbullying to an adult.



You see a mean comment on a friend's picture on Instagram.

What can you do?

Your friend suggests ghosting (abruptly cutting off communication) someone.

What can you do?

Your friend tells you they are being cyberbullied.

What can you do?

A person leaves mean things all over your social media page.

What can you do?

You see someone spreading a rumor online.


What can you do?

Name: _____

Date: _____

Using the Internet for Good

In each of the hearts, write one way how you can use digital devices and the internet in good and positive ways.



DIGITAL CITIZENSHIP

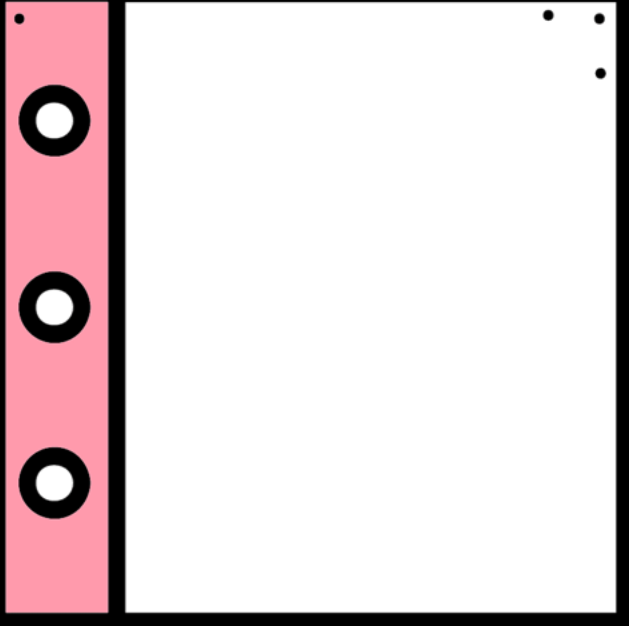
A DIGITAL WORLD

Name: _____

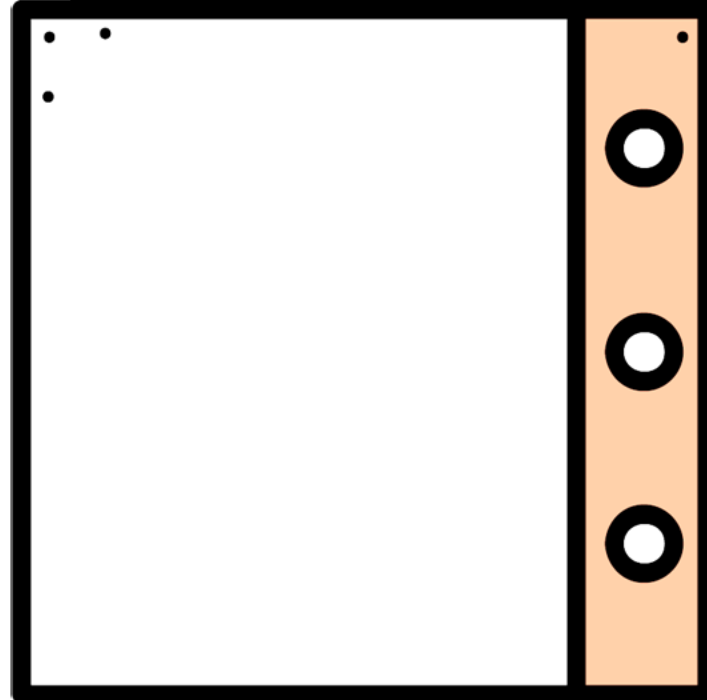
Date: _____

What are some examples of digital citizenship you have seen from others?

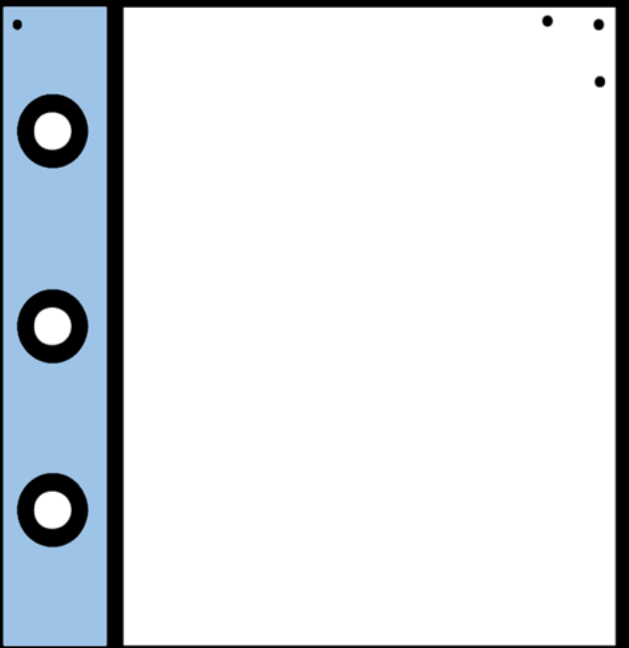
Teacher

A large white rectangular area for writing, framed by a thick black border. To the left of the rectangle is a vertical pink bar with three black circles. Small black dots are located in the top-left and top-right corners of the white area.

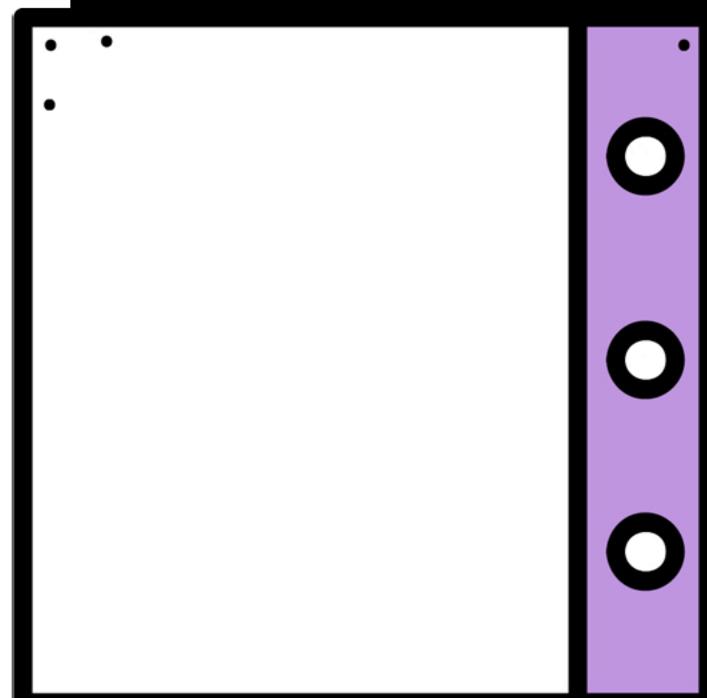
Parent/Guardian

A large white rectangular area for writing, framed by a thick black border. To the right of the rectangle is a vertical orange bar with three black circles. Small black dots are located in the top-left and top-right corners of the white area.

Strangers

A large white rectangular area for writing, framed by a thick black border. To the left of the rectangle is a vertical light blue bar with three black circles. Small black dots are located in the top-left and top-right corners of the white area.

Friends

A large white rectangular area for writing, framed by a thick black border. To the right of the rectangle is a vertical purple bar with three black circles. Small black dots are located in the top-left and top-right corners of the white area.

DIGITAL CITIZENSHIP

A DIGITAL WORLD

Name: _____

Date: _____

What would society look like if no one was a good digital citizen?



Would you want to live in this society, why or why not?



DIGITAL CITIZENSHIP

A DIGITAL WORLD


Name: _____

Date: _____

What would society look like if everyone was a good digital citizen?



Would you want to live in this society, why or why not?




DIGITAL CITIZENSHIP

A DIGITAL WORLD

Name: _____

Date: _____

Let's time travel to the **future**, what is one way you would want people to be better digital citizens? Why?



Let's time travel to the **past**, what is one way you would have wanted people to be better digital citizens? Why?



DIGITAL CITIZENSHIP


SELF-REFLECTION

Name: _____


Date: _____

We all make mistakes, that is how we learn! Think of one example of a time where you did NOT show good digital citizenship.


I was NOT a good digital citizen when I...



What I learned...



This is how I will be a better digital citizen.



DIGITAL CITIZENSHIP

SELF-REFLECTION

Name: _____

Date: _____

Think about what digital citizenship means to you and how you like to show digital citizenship or have others show digital citizenship to you.

One way I would like to show digital citizenship



.

.

.

.

.

.

One way I would want digital citizenship shown to me



.

.

.

.

.

.

Being a good digital citizen is important to me because



.

.

.

.

.

.

DIGITAL CITIZENSHIP

SELF-REFLECTION

Name: _____

Date: _____

Think about the ways you show digital citizenship, pick one that you feel you are consistent in doing and reflects your good character.



I show digital citizenship by:

I AM A GOOD
DIGITAL CITIZEN

TASK

THINK & DISCUSS

CARDS

TIPS FOR USING TASK CARDS

- Encourage students to think about each question and share their response.
- Pair students together to have them take turns answering the task cards.
- Use the task cards as a center activity.
- To make it a writing activity, have students write their responses on paper.
- To make it a class wide activity, read the card out loud and encourage student responses. (see included PowerPoint slides to display on board)



DIG DEEPER QUESTIONS

- Are there multiple answers that could be considered good citizen decisions?
- How are your responses different or similar to other students?
- Why are some of our responses similar or different?
- What impacts our decision to be a good digital citizen or not?
- Does one bad decision online make you a bad person?
- What will happen if you repeatedly make bad decisions online?

DIGITAL CITIZENSHIP

What are ways to be
a good friend online?



THINK & DISCUSS



DIGITAL CITIZENSHIP

What are ways to
be a good digital
citizen?



THINK & DISCUSS




DIGITAL CITIZENSHIP

What are ways
you can be safe
when you are
online?



THINK & DISCUSS



DIGITAL CITIZENSHIP

When should
you disconnect
technology
devices?



THINK & DISCUSS




DIGITAL CITIZENSHIP



THINK & DISCUSS

What is the difference between virtual reality and actual reality?




DIGITAL CITIZENSHIP



THINK & DISCUSS

What are ways to show digital citizenship as a student?



DIGITAL CITIZENSHIP



THINK & DISCUSS

What are ways to show digital citizenship as a family member?



DIGITAL CITIZENSHIP



THINK & DISCUSS

Think of someone who is a good digital citizen. How do they show digital citizenship?



DIGITAL CITIZENSHIP



THINK & DISCUSS

Why is it important to think about your digital footprint before you post online?



DIGITAL CITIZENSHIP



THINK & DISCUSS

What is one way you show digital citizenship in your life?



DIGITAL CITIZENSHIP



THINK & DISCUSS

How can you show digital citizenship when using the classroom computer or tablet?



DIGITAL CITIZENSHIP



THINK & DISCUSS

Why is it important to review the privacy settings on your social media profiles and apps?



DIGITAL CITIZENSHIP

How can you show digital citizenship when using the internet to research information?



THINK & DISCUSS



DIGITAL CITIZENSHIP

How can you show digital citizenship when using a camera?



THINK & DISCUSS



DIGITAL CITIZENSHIP

How can you show digital citizenship when using an app?



THINK & DISCUSS



DIGITAL CITIZENSHIP

How can you show digital citizenship when playing online or video games?



THINK & DISCUSS



DIGITAL CITIZENSHIP

How can you show digital citizenship when texting?



THINK & DISCUSS



DIGITAL CITIZENSHIP

How can you show digital citizenship when using social media?



THINK & DISCUSS




DIGITAL CITIZENSHIP

How can you show digital citizenship when on a website?



THINK & DISCUSS




DIGITAL CITIZENSHIP

How can you show digital citizenship when using email?



THINK & DISCUSS




DIGITAL CITIZENSHIP



THINK & DISCUSS

What is one way
you wish people
would be better
digital citizens?



DIGITAL CITIZENSHIP



THINK & DISCUSS

What is one
way that you
want to be a
better digital
citizen?



DIGITAL CITIZENSHIP



THINK & DISCUSS

Is it showing
digital
citizenship if
you post an
inappropriate
photo?




DIGITAL CITIZENSHIP



THINK & DISCUSS

Is it being a
good digital
citizen to copy
someone else's
work found
online? Why?




DIGITAL CITIZENSHIP



THINK & DISCUSS

Is it being a good digital citizen to view or watch something you are not allowed to? Why?

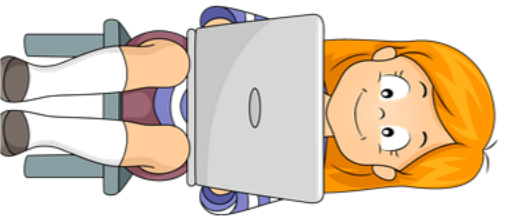


DIGITAL CITIZENSHIP



THINK & DISCUSS

Is it being a good digital citizen to take care of the technological devices in the classroom? Why?




DIGITAL CITIZENSHIP



THINK & DISCUSS

Is it being a good digital citizen to put negative comments on someone's social media? Why?




DIGITAL CITIZENSHIP



THINK & DISCUSS

Is it good citizenship to get permission before you post a photo of yourself or others? Why?



DIGITAL CITIZENSHIP



THINK & DISCUSS

Is it being a good digital citizen to gossip about others online? Why?



DIGITAL CITIZENSHIP



THINK & DISCUSS

Is ok to tell someone something hurtful online? Why?



DIGITAL CITIZENSHIP



THINK & DISCUSS

What should you do if you see mean behavior online? Why?




DIGITAL CITIZENSHIP



THINK & DISCUSS

What should you do if you are unsure if something is safe or not?



DIGITAL CITIZENSHIP



THINK & DISCUSS

How can being a good digital citizen change the way that others view you?



DIGITAL CITIZENSHIP



THINK & DISCUSS

What should you do if a stranger contacts you online? Why?




DIGITAL CITIZENSHIP



THINK & DISCUSS

When someone shows bad digital citizen behavior frequently how do others view them?



DIGITAL CITIZENSHIP



THINK & DISCUSS

Is being a good digital citizen an important character trait to have in a friend?



DIGITAL CITIZENSHIP



THINK & DISCUSS

Is being a good digital citizen an important character trait for a leader to have?



DIGITAL CITIZENSHIP



THINK & DISCUSS

What are the possible consequences for not being a good digital citizen?



DIGITAL CITIZENSHIP



THINK & DISCUSS

Is being a good digital citizen an important character trait for a student to have?



DIGITAL CITIZENSHIP



THINK & DISCUSS

Is being a good digital citizen an important character trait to show working in a career?



SITUATION

WHAT WOULD YOU DO?

CARDS

TIPS FOR USING CARDS



- Encourage students to think about each scenario and what they would do.
- Pair students together to have them take turns answering the task cards.
- Use the task cards during centers having students answer in small groups.
- To make it a writing activity, have students write their responses on paper or in their journals.
- For a class wide activity or morning meeting, use the included PowerPoint slides

DIG DEEPER QUESTIONS

- What is the good digital citizen thing to do and why?
- What are the possible consequences of this decision?
- What are the possible positive results of this decision?
- What would happen if an alternative decision was made?
- Does your decision help or hurt others?
- Is what you want to do different than the good digital citizen thing to do? Why?
- What are all the different decisions that could be made?

DIGITAL CITIZENSHIP



WHAT WOULD YOU DO?

You see someone cyberbullying another kid in an online chatroom.

How can you show digital citizenship?



DIGITAL CITIZENSHIP



WHAT WOULD YOU DO?

You record a video of yourself and you want to upload it to YouTube.

How can you show digital citizenship?



DIGITAL CITIZENSHIP



WHAT WOULD YOU DO?

Your friend tells you about a cool website they found but you have never heard of it before.

How can you show digital citizenship?



DIGITAL CITIZENSHIP



WHAT WOULD YOU DO?

You are only allowed to use your tablet for 2 hours and the time is almost up but you want to keep playing.

How can you show digital citizenship?



DIGITAL CITIZENSHIP



WHAT WOULD YOU DO?

You are on the school computer and want to quickly visit a website but it is not an educational website.

How can you show digital citizenship?



DIGITAL CITIZENSHIP



WHAT WOULD YOU DO?

You downloaded a new app and you are not sure if it's safe or not.

How can you show digital citizenship?



DIGITAL CITIZENSHIP



WHAT WOULD YOU DO?

A person you have been chatting with online asks if you want to meet up in real life.

How can you show digital citizenship?



DIGITAL CITIZENSHIP



WHAT WOULD YOU DO?

You see something online that makes you feel uncomfortable.

How can you show digital citizenship?




DIGITAL CITIZENSHIP



WHAT WOULD YOU DO?

You find a project online and want to turn that in and pretend it's your work.

How can you show digital citizenship?



DIGITAL CITIZENSHIP



WHAT WOULD YOU DO?

You have been using your tablet for hours and have not moved from your seat.

How can you show digital citizenship?




DIGITAL CITIZENSHIP



WHAT WOULD YOU DO?

You are sent a link to click on but you aren't sure where it will take you.

How can you show digital citizenship?



DIGITAL CITIZENSHIP



WHAT WOULD YOU DO?

You and your younger brother are playing a new video game and it is way more violent than you thought it was.

How can you show digital citizenship?



DIGITAL CITIZENSHIP



WHAT WOULD YOU DO?

You are working on your research assignment and you aren't sure if the information you found is accurate or not.

How can you show digital citizenship?



DIGITAL CITIZENSHIP



WHAT WOULD YOU DO?

You keep losing the game you are playing on your tablet, it's making you really angry and frustrated.

How can you show digital citizenship?



DIGITAL CITIZENSHIP



WHAT WOULD YOU DO?

You promise your parent to only watch the show they approved, but everyone in your class has seen this scary show and you want to watch it too.

How can you show digital citizenship?



DIGITAL CITIZENSHIP



WHAT WOULD YOU DO?

You are working in your online class and your friend keeps private messaging you.

How can you show digital citizenship?



DIGITAL CITIZENSHIP



WHAT WOULD YOU DO?

There's a new challenge on social media everyone is doing, but it seems kind of unsafe.

How can you show digital citizenship?



DIGITAL CITIZENSHIP



WHAT WOULD YOU DO?

You promised your parent you would finish your chores today, but you really want to keep playing your video game.

How can you show digital citizenship?



DIGITAL CITIZENSHIP



WHAT WOULD YOU DO?

You are watching a movie and have your phone in your pocket with the ringer on.

How can you show digital citizenship?



DIGITAL CITIZENSHIP



WHAT WOULD YOU DO?

You get an inappropriate text message from a friend.

How can you show digital citizenship?



DIGITAL CITIZENSHIP



WHAT WOULD YOU DO?

You are hanging out with your family and you have your phone next to you and keep checking it.

How can you show digital citizenship?



DIGITAL CITIZENSHIP



WHAT WOULD YOU DO?

Your friend is in the middle of talking to you in the hallway and you hear your phone alert you that there is a new text message. You want to check to see what it says.

How can you show digital citizenship?



DIGITAL CITIZENSHIP



WHAT WOULD YOU DO?

You accidentally hurt someone's feelings with something you said online.

How can you show digital citizenship?



DIGITAL CITIZENSHIP



WHAT WOULD YOU DO?

You are video chatting and you have a bunch of things taking your focus away from the caller.

How can you show digital citizenship?



DIGITAL CITIZENSHIP



WHAT WOULD YOU DO?

You are arguing with someone online and start to make mean comments.

How can you show digital citizenship?



DIGITAL CITIZENSHIP



WHAT WOULD YOU DO?

You disagree with what someone posted online.

How can you show digital citizenship?



DIGITAL CITIZENSHIP



WHAT WOULD YOU DO?

You aren't allowed to post pictures of yourself online but you are using an app that only shows the picture for a short time so you don't think your parents will find out.

How can you show digital citizenship?



DIGITAL CITIZENSHIP



WHAT WOULD YOU DO?

A friend posted a picture of you to their social media account without your permission.

How can you show digital citizenship?



DIGITAL CITIZENSHIP



WHAT WOULD YOU DO?

You are taking your online test and your teacher says not to look up answers online, but you think it might not hurt just to get a few answers.

How can you show digital citizenship?



DIGITAL CITIZENSHIP



WHAT WOULD YOU DO?

Your friend sends you a link to a download they found for a new game.

How can you show digital citizenship?



DIGITAL CITIZENSHIP



WHAT WOULD YOU DO?

You get a text message from an unknown number saying your parents are having an emergency and need to meet them at a certain location.

How can you show digital citizenship?



DIGITAL CITIZENSHIP



WHAT WOULD YOU DO?

Your classmate asks you for your password.

How can you show digital citizenship?




DIGITAL CITIZENSHIP



WHAT WOULD YOU DO?

You make a joke online and your friend misunderstands what you meant.

How can you show digital citizenship?



DIGITAL CITIZENSHIP



WHAT WOULD YOU DO?

The gaming app you are playing says that you can win quicker if you spend some money.

How can you show digital citizenship?



DIGITAL CITIZENSHIP



WHAT WOULD YOU DO?

The person you have been playing online games with asks you in the chat what your real full name is. You do not know them in real life.

How can you show digital citizenship?



DIGITAL CITIZENSHIP



WHAT WOULD YOU DO?

A classmate has been leaving mean messages on your social media posts.

How can you show digital citizenship?




DIGITAL CITIZENSHIP



WHAT WOULD YOU DO?

A friend tells you they are pretending to be someone else online to trick another person.

How can you show digital citizenship?



DIGITAL CITIZENSHIP



WHAT WOULD YOU DO?

You use information from a website in your research paper.

How can you show digital citizenship?



DIGITAL CITIZENSHIP



WHAT WOULD YOU DO?

You get an email from someone that you don't know.

How can you show digital citizenship?



DIGITAL CITIZENSHIP



WHAT WOULD YOU DO?

An advertisement pops up and says you can win money if you just give them your name and address.

How can you show digital citizenship?



DIGITAL CITIZENSHIP

BEING *responsible*
AND *respectful*
WHEN USING
technology.

DIGITAL CITIZENSHIP

BEING *responsible*

AND *respectful*

WHEN
USING

technology.



CHARACTER EDUCATION

DIGITAL CITIZENSHIP

BEING *responsible*

AND *respectful*



WHEN
USING

technology.

CHARACTER EDUCATION

DIGITAL CITIZENSHIP

BEING *responsible* AND *respectful*
WHEN USING *technology.*

Report
Cyberbullying.

Tell a parent
if a stranger
contacts you.

Know when
to disconnect.

Only visit approved
websites and apps.

Protect your
privacy and the
privacy of others.

Respect
copyright,
cite sources,
check
information
accuracy.

Be kind and
respectful online.



CHARACTER EDUCATION

QUOTE ABOUT

DIGITAL CITIZENSHIP
“TECHNOLOGY OPENS THE DOOR TO
THE WORLD. IT’S UP TO US TO WALK
THROUGH IT IN A MEANINGFUL
AND RESPECTFUL WAY.”

- DR. DANIEL L. FRAZIER

STUDENTS WITH



DIGITAL CITIZENSHIP

USE TECHNOLOGY IN SAFE, APPROPRIATE, AND RESPECTFUL *WAYS*.

- ✧ Only access educational sites on school devices.
- ✧ Are responsible with technology devices.
- ✧ Treat others with respect and kindness online.
- ✧ Check information accuracy, give credit when using others' ideas, respect copyright.

CAREERS WITH

DIGITAL CITIZENSHIP

VLOGGER



A Vlogger is someone who creates and uploads a video blog on platforms such as YouTube. Instead of writing about their life (blogging), they film it. The Vlogs are usually focused on one specialty such as Travel, Tech, Educational, Motivational, Fitness, Culinary, Make-up, Reviews, and more. Vloggers need cameras, microphones, lighting, and editing software to work. They must be good digital citizens by providing content within the rules of their hosted website, otherwise, they will get kicked off the platform. Overnight success is not common in the vlogging world, most vloggers spend years working hard to build their content, audience, sponsors, and advertising.

LEADERS WITH

DIGITAL CITIZENSHIP




ELON MUSK

Elon Musk is the founder, CEO, and Chief Engineer at SpaceX, Tesla, Neuralink, OpenAI, and creator of Paypal. Tesla builds all electric cars, helping to reduce the amount of CO2 in the atmosphere. Musk also co-founded SolarCity, the second largest provider of solar power systems. SpaceX seeks to provide travel to the moon and Mars. He also created Starlink, a satellite internet that can help people all over the world access the internet. His newest company, Neuralink, seeks to use devices that embed in the human brain and could soon cure paralysis, deafness, blindness, and other disabilities. He shows us the importance of being a digital citizen leader, he said “*My motivation for all my companies has been to be involved in something that I thought would have a significant impact on the world.*”

CHARACTER EDUCATION

DIGITAL CITIZENSHIP

LOOKS LIKE



- * I visit only approved and appropriate websites, apps, and games.
- * I think before I press send or post.
- * I give credit, cite sources, and respect copyright.
- * I treat others with kindness and respect.
- * I keep my personal information private.

DIGITAL CITIZENSHIP


SOUNDS LIKE



- * I tell an adult if I see something online that makes me uncomfortable.
- * I tell an adult if a stranger contacts me online.
- * I keep passwords private.
- * I report Cyberbullying.
- * I ask before I buy something online.

DIGITAL CITIZENSHIP

FEELS LIKE



- * I feel proud of what I post online.
- * I feel respectful and responsible.
- * I am the same in-person as I am behind the screen.
- * I make safe choices and trust my gut instinct.
- * I know when I need to disconnect.
- * I think about my digital footprint and protect my identity.

MY DIGITAL CITIZENSHIP PLEDGE

This is how I am going to be a good digital citizen:

--	--	--



Pledge by: _____



MY DIGITAL CITIZENSHIP PLEDGE

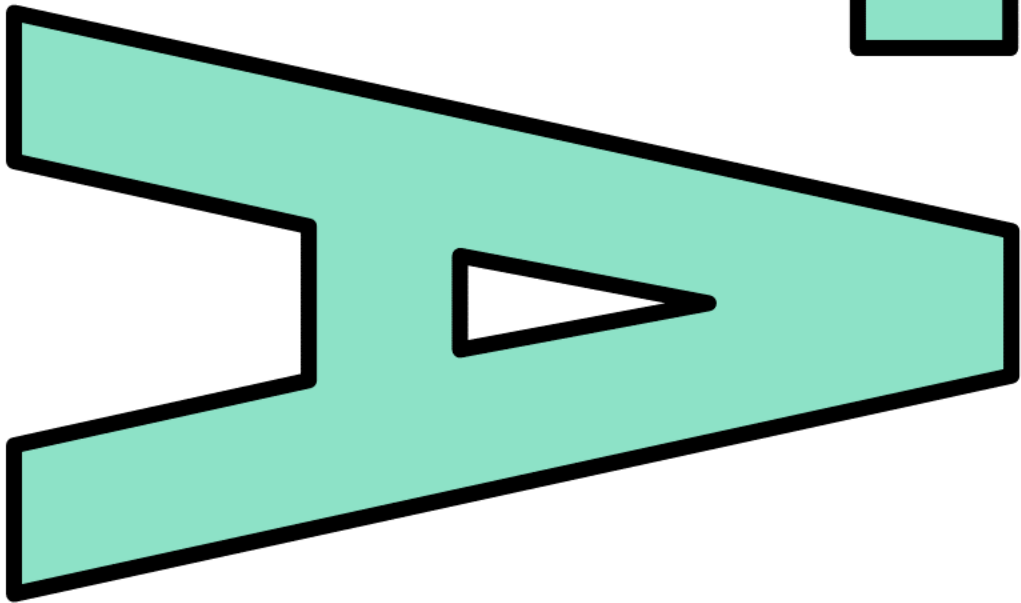
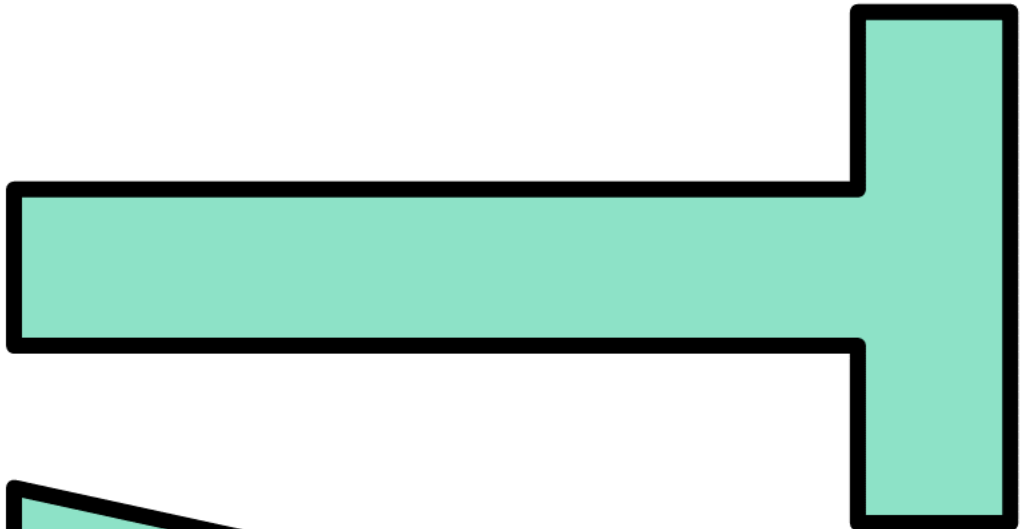
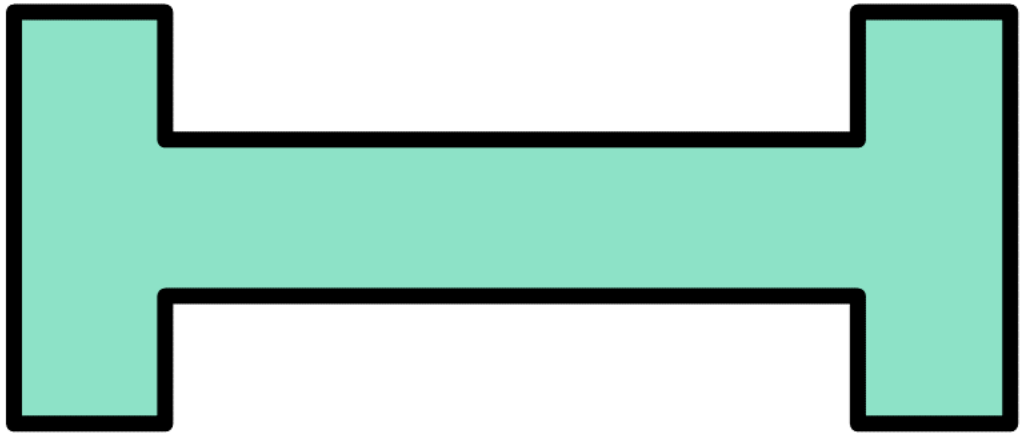
This is how I am going to be a good digital citizen:

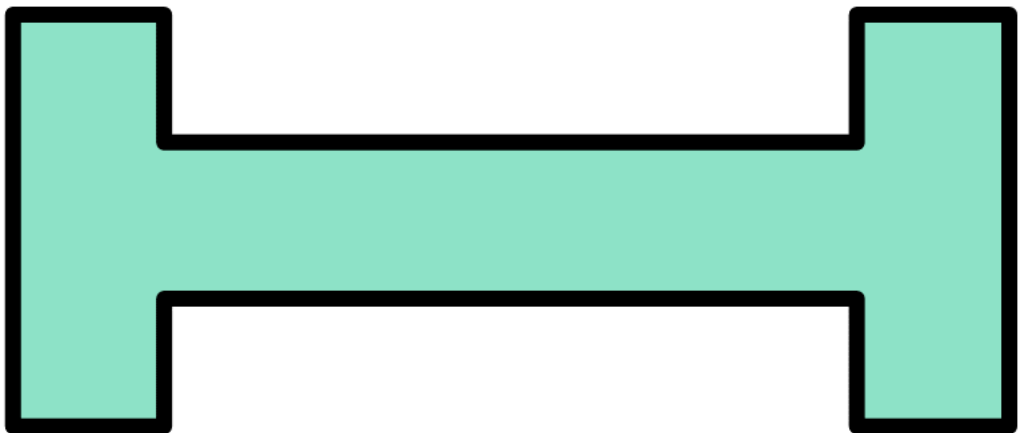
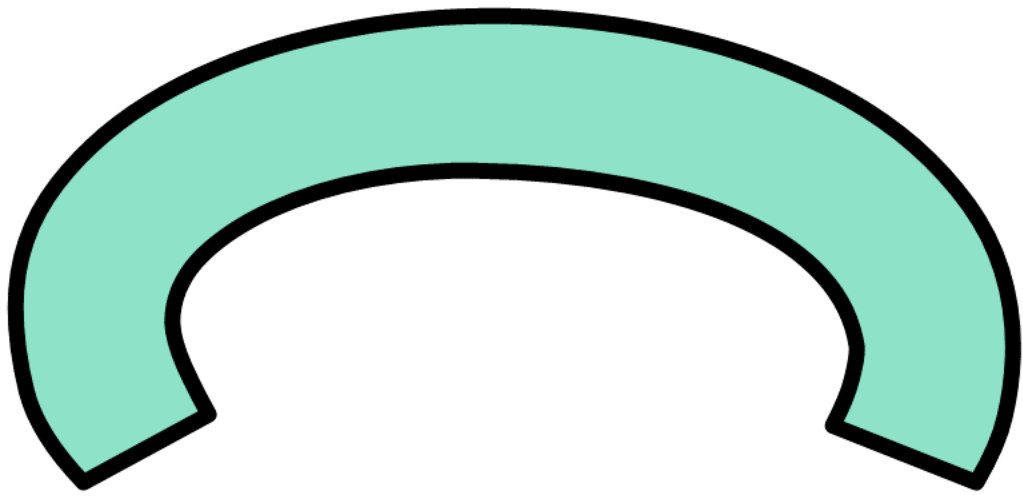
--	--	--

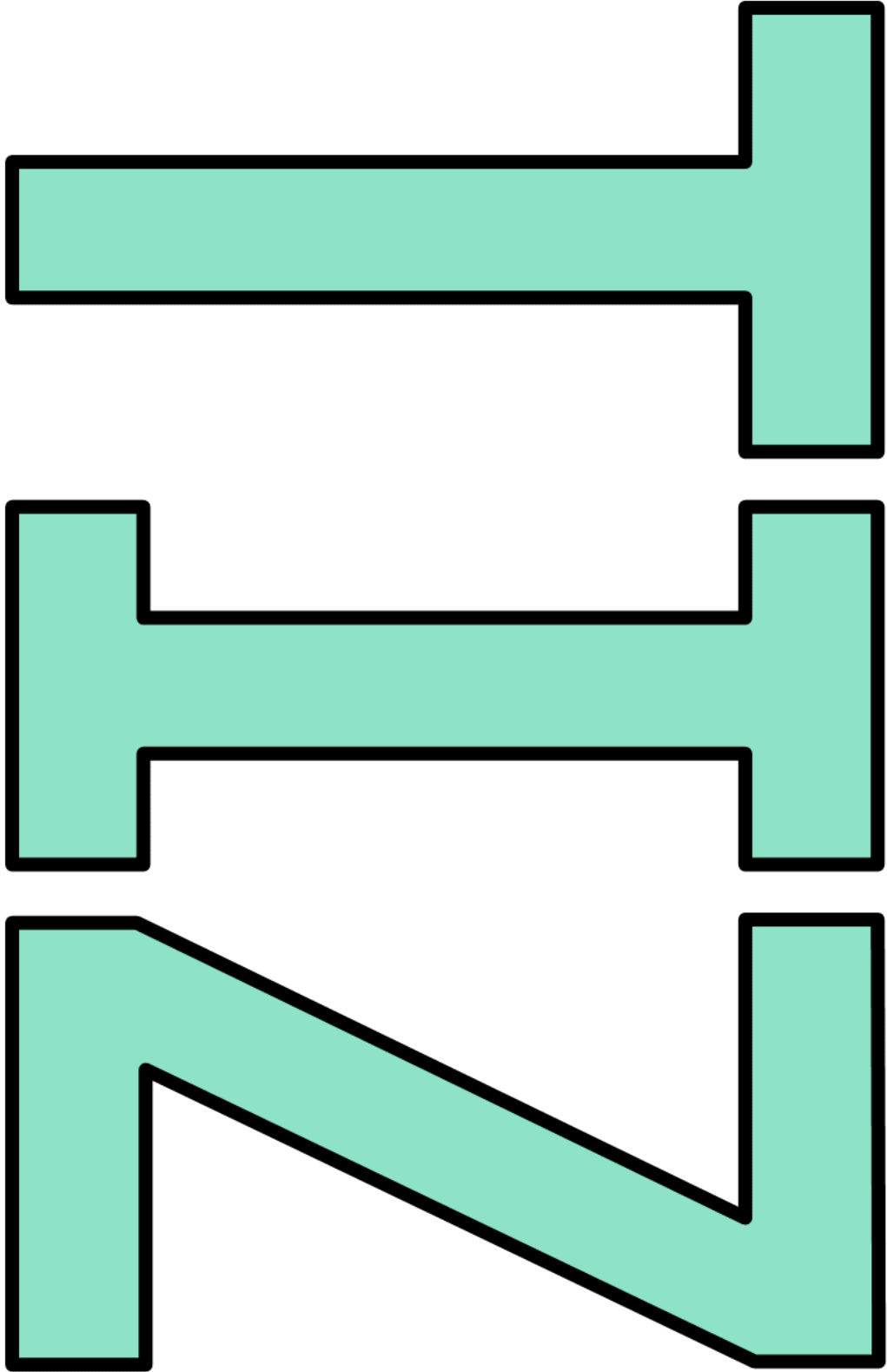



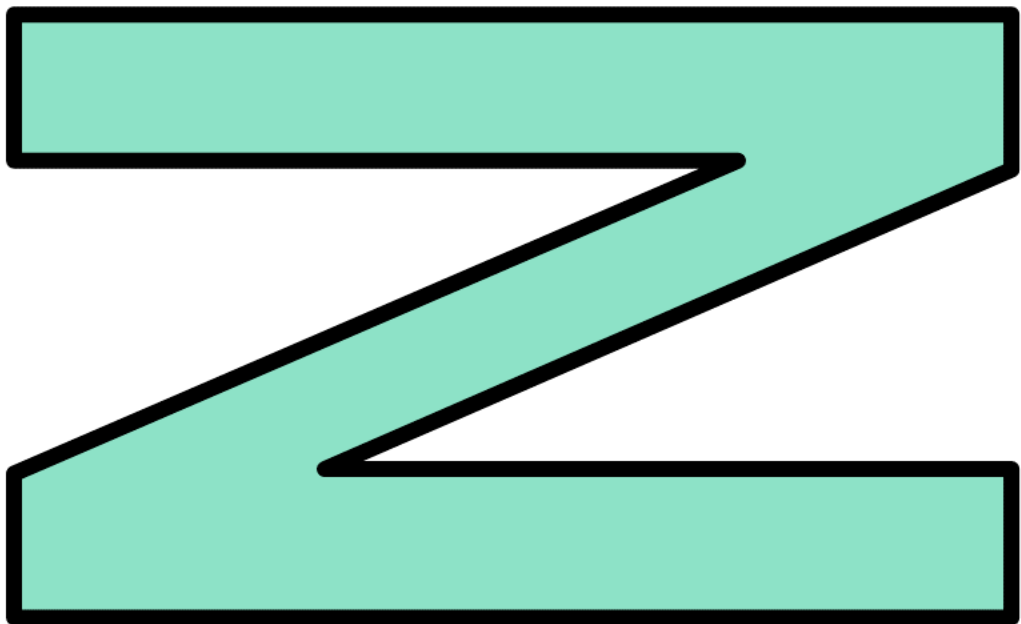
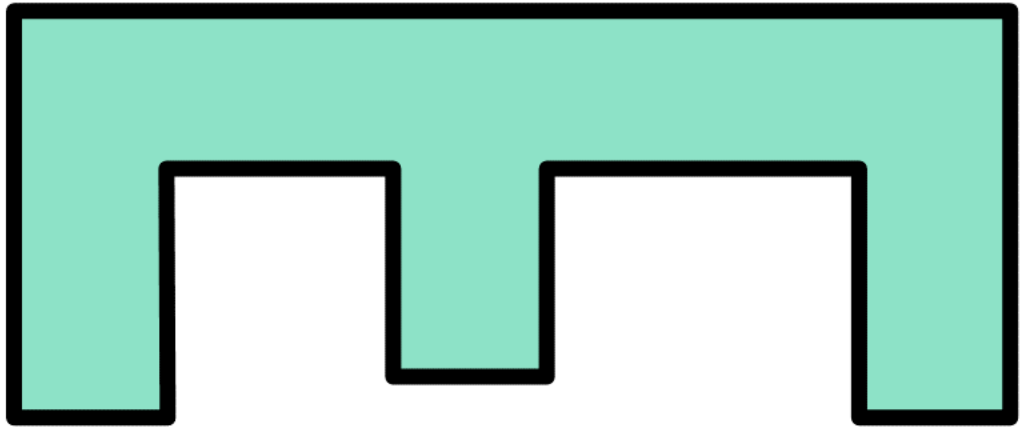
Pledge by: _____

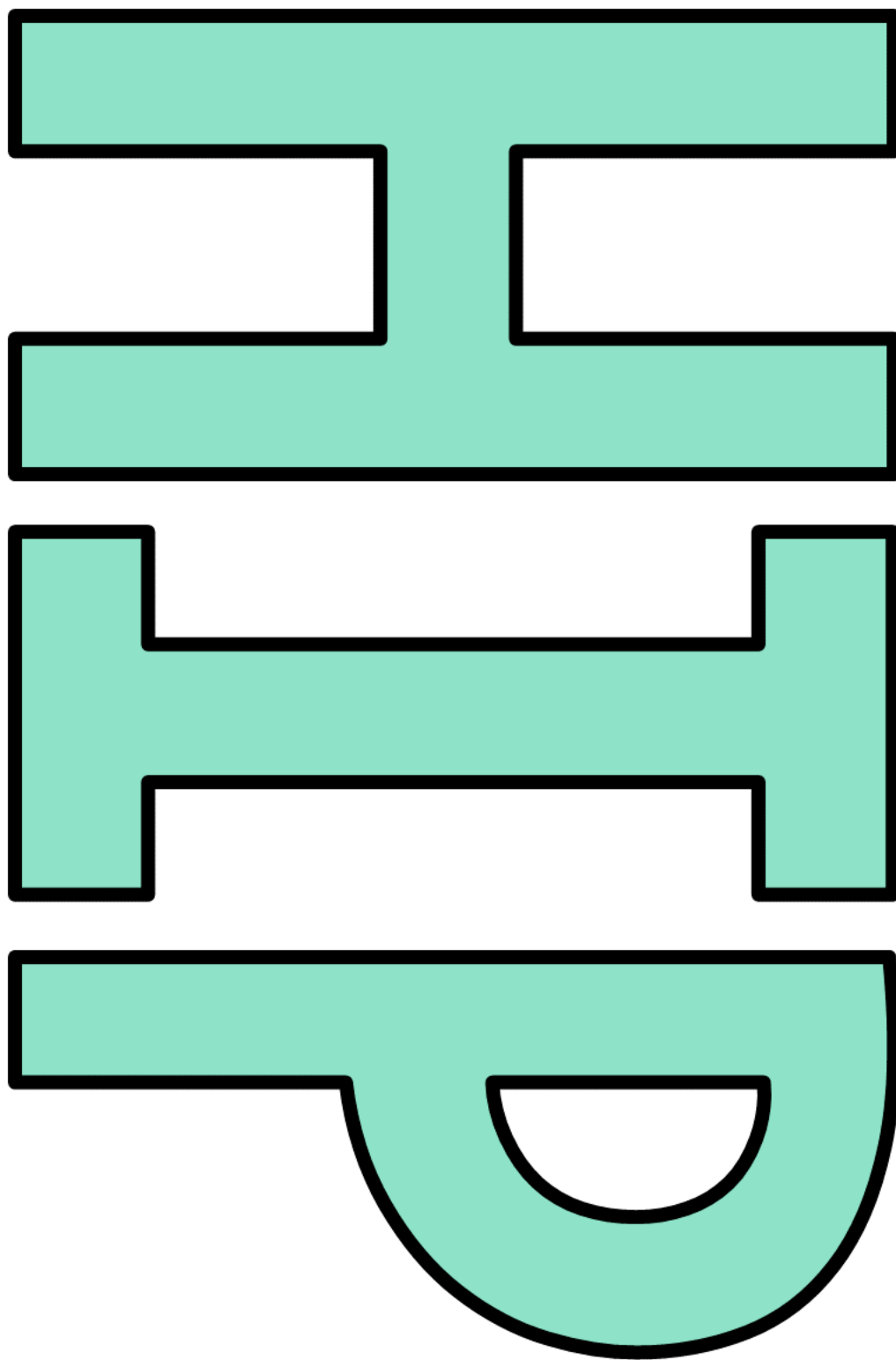












GOOGLE SLIDES

Your resource comes with a digital version for use in Google Slides via Google Classroom. Follow these steps to upload your resource.

1 Click here  [Character Education: Digital Citizenship](#)

2 You will be prompted to make a copy of the resource. Click on the blue box that says “Make a copy” and the resource will go directly into your Google drive.

Google Drive

Copy document

Would you like to make a copy of Career Interest Inventory?

Make a copy



3 Go to your Google Drive and locate the copy of the file. You can rename the file at this point or add/delete slides.

4 Next, go to your Google Classroom and add an assignment. Select the Google Drive Symbol and select the resource you want to assign.

5 From here, you should see a grey box that says “Students can view file.” Click the grey box. A dropdown menu should appear. Select, “Make a copy for each student.”

YOU HAVE TO MAKE A COPY FOR EACH STUDENT!

Otherwise they will all be editing the same file.

Click “Assign” in the top right corner if you’re ready to post!

This product is meant to be used in “edit” mode (not “presentation” mode). Edit mode is the only mode that allows drag & drop and writing in text boxes.

Helpful links for using Google Classroom:

[Teacher Tips for using Google Classroom \(TPT blog\)](#)

[Getting Started with Google Classroom \(youtube video\)](#)



Thank you for supporting my little shop!

Hi there! I'm Ashley- a School Counselor, curriculum developer, blogger, and mama to two young boys. I have a passion for creating fun and engaging resources for Counseling and Social Emotional Learning.

Access my
Freebie Library

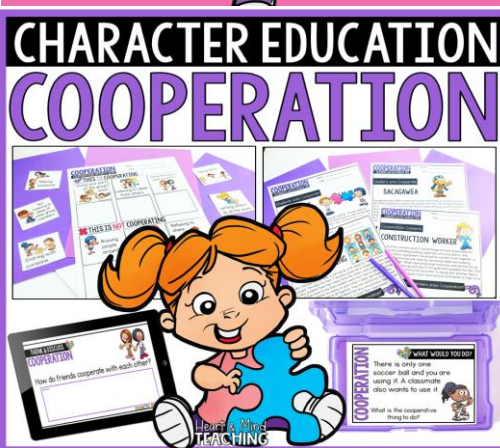
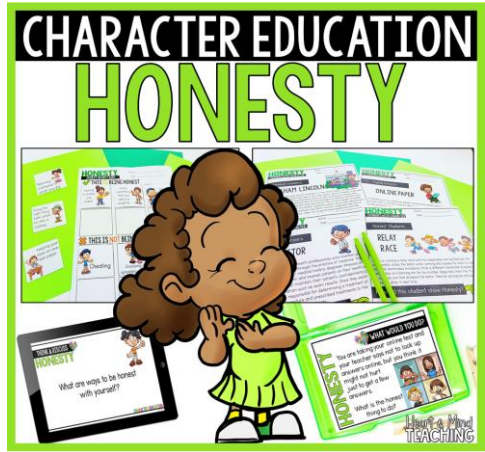


FOLLOW FOR EXCLUSIVE SAVINGS
New products are 50% off for 24hrs.

➡ **CLICK HERE** ⬅

Check out the other available Character Education traits!

*Also available as [BOOM CARDS](#)



TERMS OF USE

© Heart and Mind Teaching, 2022. All rights reserved. Purchase of this item entitles the purchaser the right to reproduce for classroom, personal, and google classroom use only. Use in multiple classrooms, requires the purchase of additional licenses. Redistribution or duplication of this product is strictly forbidden without the written permission of the publisher. Copying any part of this product and placing it on a publicly accessible website is strictly forbidden and is a violation of the Digital Millennium Copyright Act (DMCA). You may post this for single-classroom use on a password protected student site such as google classroom. **You may NOT post my products on any public, for-profit, or commercial websites or entities, such as Outschool.** Please do not sell or distribute any part of this as your own. Thank you for abiding by universally accepted codes of professional ethics while using this product.

Questions or Concerns? Please reach out to me at:

HeartandMindTeaching@gmail.com




Ashley

ACCESS MY FREEBIE LIBRARY

Join my Newsletter to be informed of all future added freebies.

I WANT FREEBIES

CREDITS



[Gayle McGlaulin](#)